

DOWNTOWN LOS ANGELES MULTI-USE LEASE OPPORTUNITY



Rent Reduced!

4,865± SF Commercial Building on 5,700 SF of Land
Heavy Traffic Exposure With Excellent Signage
1138 S BROADWAY, LOS ANGELES, CA 90015

MAJOR PROPERTIES
REAL ESTATE
Commercial • Industrial • Residential

**1138 S BROADWAY
LOS ANGELES, CA 90015**

Property Details

Building Area	4,865± SF
Mezzanine Office Area	1,215± SF
Land Area	5,700± SF
Year Built	1950
Construction	Reinforced Concrete
Ceiling Height (at Front of Building)	20'
Ground Level Loading Door	1: 10x12
Power	100A/120-240V/1Ph 4w
Parking	5± Surface Spaces
Zoning	LA C2-4D-O-SN
APN	5139-017-008
Frontage	50' on Broadway
Traffic Count (2022)	14,790 Vehicles Per Day


Property Highlights

- Multi-use lease opportunity
- Clear span freestanding building
- Ideal for retail, wholesale, restaurant, creative or professional offices, etc.
- 20' ceiling height at front of building
- Includes gated parking at rear for 5± vehicles
- Heavy traffic location with great exposure and signage
- Mezzanine has 3 offices and kitchen/break room
- Ground level loading door
- Located midway between 11th and 12th Streets
- Directly across from historic Herald Examiner building
- 6 blocks east of Crypto.com Arena and LA LIVE
- Easy access to all Downtown freeways

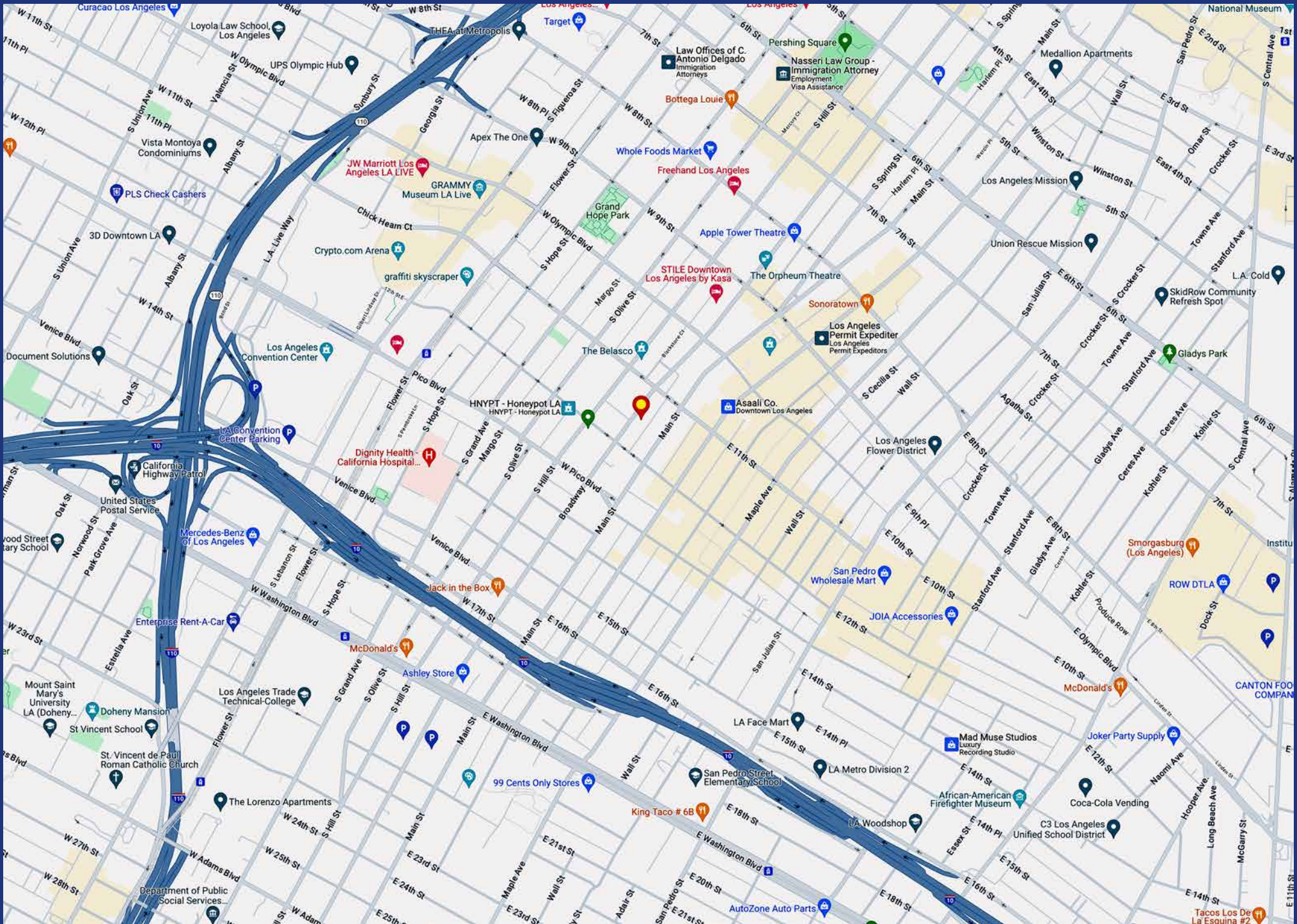
**Lease Rental: ~~\$8,514~~ \$7,541 Per Month
(\$1.55 Per SF MG)**

Term: 3-5 Years

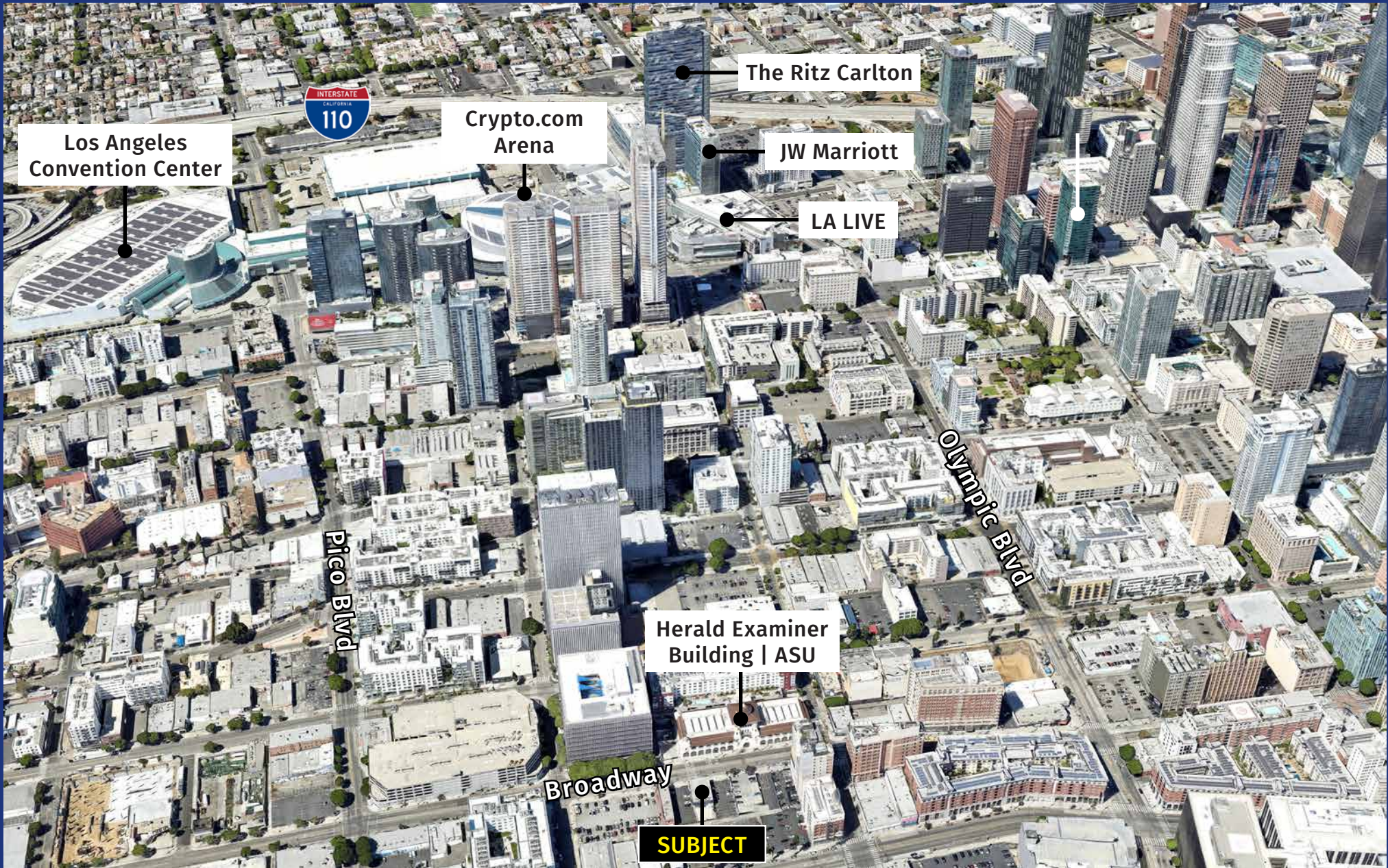
Property Aerial



Area Map



Downtown Los Angeles Amenities



Downtown Los Angeles Demographics

A PLACE TO WORK

288,000+ JOBS

\$95,000

Average Household Income



61%

30 - 54 Years Old

57% Postsecondary Education



65%

Currently work 3-5 days in DTLA



79%

Expect to be in the office at least half the time

A PLACE TO VISIT, SHOP, & DINE

17+ million VISITORS
per year



\$4.5+ billion retail sales per year

745

Retail+F&B Businesses per Square Mile



171

Food/Beverage Businesses per Square Mile

93

Walkscore



A PLACE TO LIVE

90,000+ RESIDENTS

\$93,000

Average Household Income



26% All new residential in the City of LA since 2010



24% Less Income Spent on Housing + Transportation than LA Average

41% Population Growth 2010 - 2022



61%

25 - 54 Years Old



67%

Postsecondary Education

90%

Residential Occupancy

46%

Walk/Bike/Transit or Work from Home



1138 S Broadway
Los Angeles, CA 90015

4,865± SF Building
5,700± SF of Land

Close to Crypto.com Arena & LA LIVE

Many Possible Commercial Applications

RENT REDUCED! LESSOR MOTIVATED!

Exclusively Listed By

Bradley A Luster

President

213.747.4154 office

213.276.2483 mobile

brad@majorproperties.com

Lic. 00913803

Mark Silverman

Senior Associate

213.747.0379 office

213.924.7147 mobile

mark@majorproperties.com

Lic. 01310992

Jesse McKenzie

Senior Vice President

213.747.4156 office

714.883.6875 mobile

jesse@majorproperties.com

Lic. 01939062

MAJOR PROPERTIES

1200 W Olympic Blvd
Los Angeles, CA 90015

The information contained in this offering material is confidential and furnished solely for the purpose of a review by prospective Tenants of the subject property and is not to be used for any other purpose or made available to any other person without the express written consent of Major Properties.

This Brochure was prepared by Major Properties. It contains summary information pertaining to the Property and does not purport to be all-inclusive or to contain all of the information that a prospective Tenant may desire. All information is provided for general reference purposes only and is subject to change. The summaries do not purport to be complete or accurate descriptions of the full documents involved, nor do they constitute a legal analysis of such documents.

This information has been secured from sources we believe to be reliable. We make no representations or warranties, expressed or implied, as to the accuracy of the information. References to square footage or age are approximate. Recipient of this report must verify the information and bears all risk for any inaccuracies.